



101 MAIN STREET
HASLET, TX 76052
(817)439-5931
WWW.HASLET.ORG



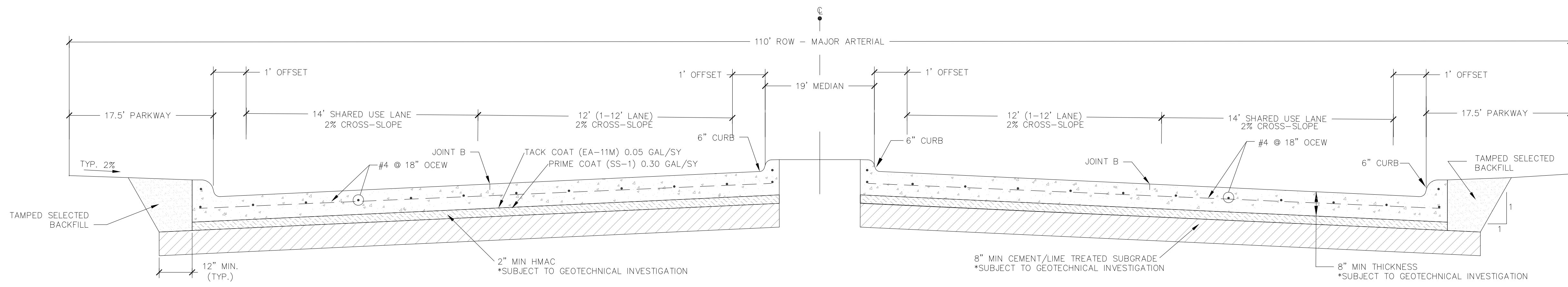
Know what's below.
Call before you dig.
@least 48 hours prior

CITY OF HASLET
CONSTRUCTION STANDARDS
MAJOR ARTERIAL
PAVING DETAILS
CONCRETE STREETS

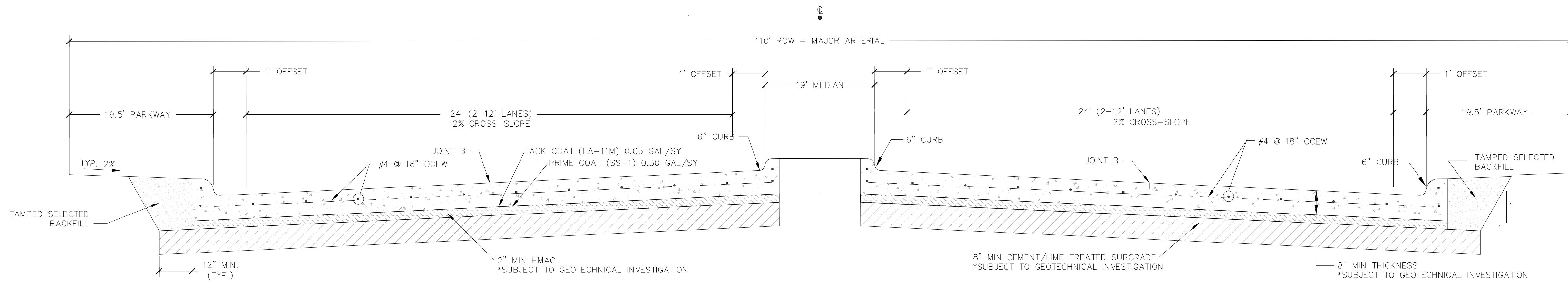
CERTIFICATION:
THIS CITY OF HASLET SHEET IS AUTHORIZED FOR USE ON THIS PROJECT BY AUTHORITY OF THE CITY ENGINEER. BY INCLUDING THIS SHEET IN THE CONSTRUCTION SET OF DRAWINGS, THE ENGINEER OF RECORD FOR THE PROJECT IS ALSO CERTIFYING THAT THE CONTENT OF THE DETAILS AND NOTES HAVE NOT BEEN ALTERED FROM THAT RECEIVED FROM THE CITY OF HASLET.

DRAWN: CAD
APPROVED: TNA
DATE: JAN 2020
SHEET NUMBER

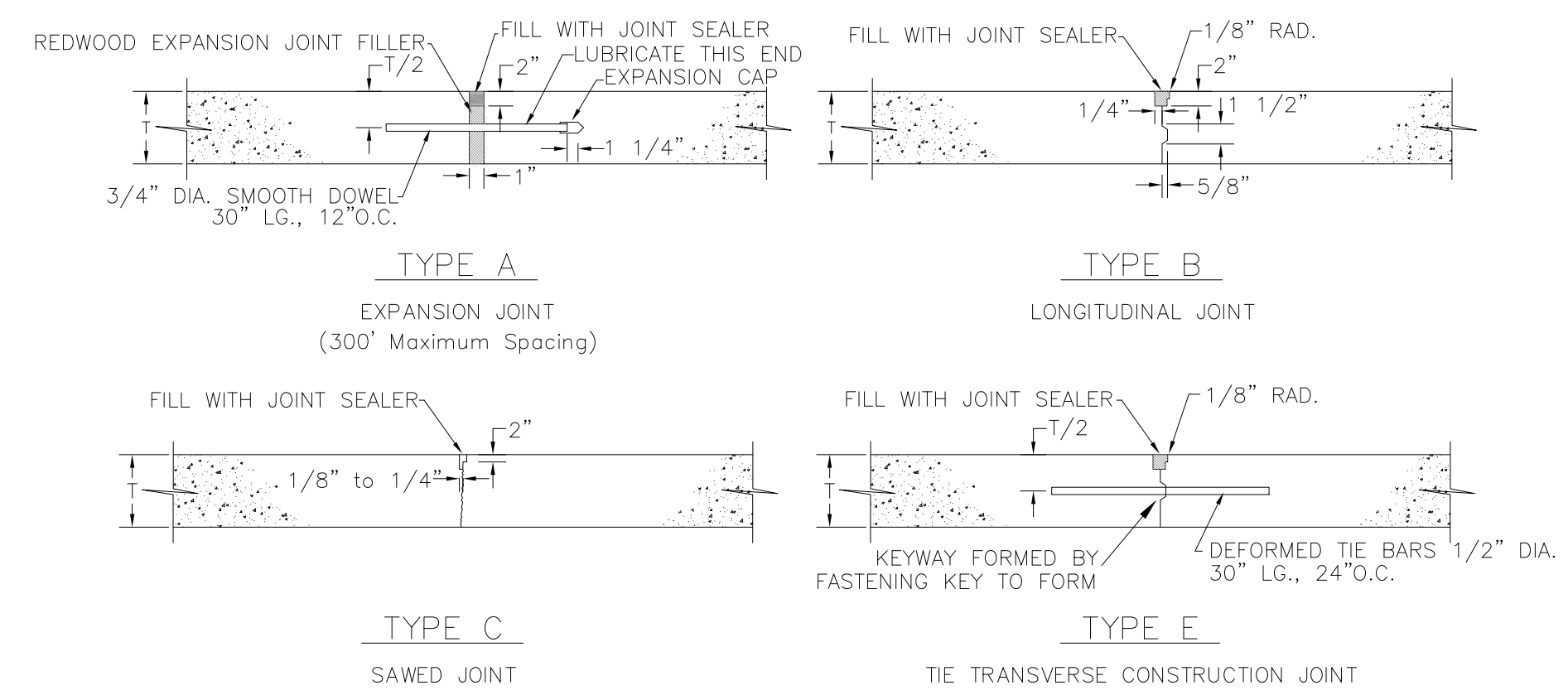
P2



P2 MAJOR ARTERIAL
NOT TO SCALE

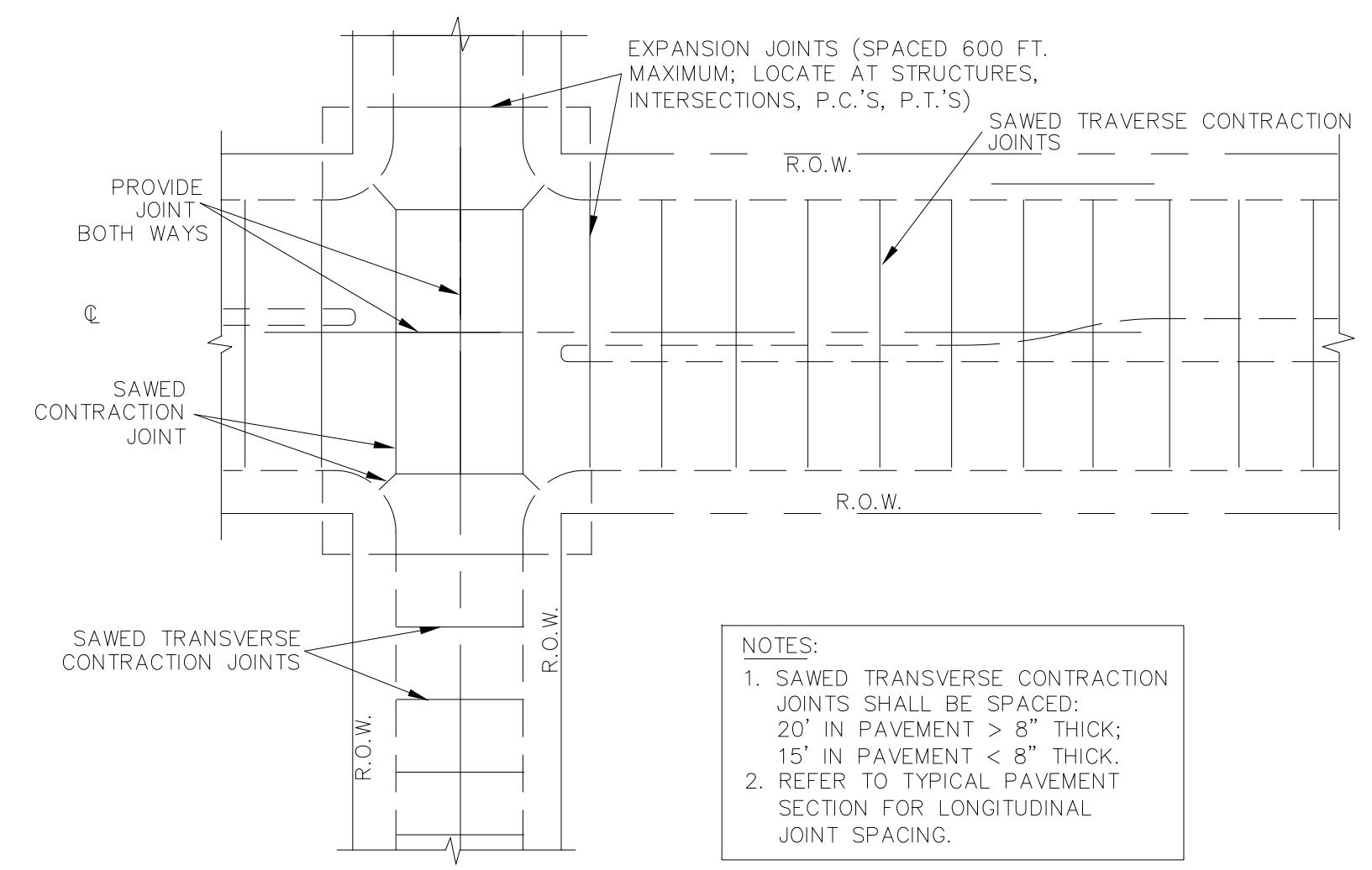


P2A MAJOR ARTERIAL - ALTERNATE
NOT TO SCALE



CONCRETE PAVEMENT JOINTS
NOT TO SCALE

- GENERAL NOTES**
- ON CONCRETE STREETS ALL INLETS SHALL BE SEPARATED FROM THE PAVEMENT AND CURB BY BOXING OUT AROUND INLET AS SHOWN. EXPANSION JOINT MATERIAL SHALL EXTEND COMPLETELY THROUGH CURB AND SLAB. MANHOLE CASTINGS WITHIN THE PAVEMENT LIMITS SHALL BE BOXED IN LIKE MANNER EXCEPT WHEN TELESCOPING-TYPE CASTINGS AND FIBERGLASS-TYPE ARE USED. WHEN A JOINT FALLS WITHIN 5' OF OR CONTACTS INLETS, MANHOLES OR OTHER STRUCTURES, SHORTEN ONE OR MORE PANELS EITHER SIDE OF OPENING TO PERMIT JOINT TO FALL ON ROUND STRUCTURES AN AT OR BETWEEN CORNERS OF RECTANGULAR STRUCTURES.
 - ALL REINFORCING STEEL SHALL BE DEFORMED BARS. REINFORCING STEEL SHALL BE PLACED WITH THE CENTER OF THE OUTSIDE LAYER OF BARS 2" FROM THE SURFACE OF THE CONCRETE.
 - WHERE REINFORCING BARS ARE SPLICED, A 30 DIAMETER LAP SHALL BE USED.
 - TYPE C TRANSVERSE CONTRACTION JOINTS SHALL BE ON 15' CENTERS.
 - AN APPROVED WHITE PIGMENTED CURING COMPOUND SHALL BE APPLIED TO THE SURFACE OF THE CONCRETE AS SOON AS IT HAS BEEN POURED AND FINISHED.
 - SEAL ALL VOIDS AND HONEYCOMBS AT ALL CURBS BEFORE PLACING BACKFILL.
 - ALL SAWED JOINTS SHALL BE COMPLETED WITHIN 5-12 HOURS AFTER CONCRETE HAS BEEN PLACED.
 - LIME AND/OR CEMENT CONTENT TO BE DETERMINED BY GEOTECHNICAL INVESTIGATION (USE 7% BY VOLUME FOR ESTIMATES).
 - THE CONCRETE USED FOR ALL STREET PAVING SHALL BE CLASS "C" WITH A MINIMUM OF FIVE (5) SACKS OF CEMENT PER CUBIC YARD OF CONCRETE AND A 3600 P.S.I. MIN. @ 28 DAYS.
 - ALL HANDICAP RAMPS SHALL BE CONSTRUCTED IN ACCORDANCE WITH THE LATEST TxDOT DETAILS.
 - THE FINISHED CONCRETE PAVEMENT CONSTRUCTION UNDER THESE SPECIFICATIONS IS EXPECTED TO MEET CERTAIN QUALITY STANDARDS FOR THE SURFACE OF THE CONCRETE INCLUDING THE DURABILITY, TEXTURE, RIDING SURFACE AND APPEARANCE. THE SURFACE MUST BE DURABLE, FIRM, DENSE AND WELL BONDED TO THE AGGREGATE TO MAINTAIN AN APPEARANCE AND TEXTURE WHICH IS SATISFACTORY TO THE OWNER. CONCRETE PAVEMENT HAVING A POOR SURFACE WHICH HAS SPALLED (EXPOSED AGGREGATE) DUE TO POOR QUALITY PASTE, HIGH WATER-CEMENT RATIO, OVERVIBRATION, IMPROPER CURING, EXTREME WEATHER OR ANY OTHER REASON, OR DOES NOT HAVE A SATISFACTORY RIDING SURFACE SHALL BE REMOVED AND REPLACED AT THE CONTRACTOR'S EXPENSE. IT IS EXTREMELY IMPORTANT THAT THE PAVEMENT HAS A GOOD RIDABLE SURFACE, FREE FROM UNDULATIONS AND ROUGH JOINTS. THE CITY ENGINEER SHALL DETERMINE THE ACCEPTABILITY OF THE PAVEMENT.



INTERSECTION JOINTING PLAN
NOT TO SCALE

- NOTES:**
- SAWED TRANSVERSE CONTRACTION JOINTS SHALL BE SPACED:
20' IN PAVEMENT > 8" THICK;
15' IN PAVEMENT < 8" THICK.
 - REFER TO TYPICAL PAVEMENT SECTION FOR LONGITUDINAL JOINT SPACING.